


MasterView

Being in control
makes you smarter




Colour touch screen

Overview of power
and load management

Easy installation
with MasterBus

Intuitive operation



THE POWER TO BE INDEPENDENT



MasterView remarkable advantages

- Very easy installation through one digital bus: the MasterBus;
- All relevant information displayed on one panel;
- Ends the clutter on your navigation station. Replaces instrumentation panels consisting of multiple tank level gauges, voltage gauges, charger remotes, breakers, generator remote, etc.;
- Configuration of the complete Mastervolt system can be done on a PC, running the same software as the MasterView System panel. Configuration can also be done offline, saved on a USB stick and uploaded in the system;
- 'Back to yard settings' will help to undo accidental changes;
- Configuration data will help to undo accidental changes;
- Includes 'Product replacement wizard' that helps after replacing a broken or soaking wet product. Replacement will be automatically detected. Touch the screen, activate the pop-up replacement button and the system will work like before.

MasterView in a system for 40 to 80 ft motor/sailing yacht

- The MasterView System panel is used as the central panel at the bridge and/or at the navigation station;
- One or multiple MasterView Easy panels can be installed at locations like galley, engine room and owners cabin.

MasterView in a system for 20 to 50 ft

One or more MasterView Easy panels can be used, possibly two or three side by side at the navigation station.



MasterView System

Well informed and in full control

Mastervolt's MasterView Read-out (charger status) and MasterView Easy (status of limited number of products) already made life easier on board of your yacht. Now Mastervolt takes sharing information and control of all available power a giant step further.

An end to guessing

Clear and easy to understand information about your on-board electrical system is vital to relaxed boating. Usually knowledge of an extended power system is presented via multiple panels that all show valuable information, but combining this information to get an overview of the total power and load management has been left to the user. As the leading brand in marine electrical products and systems, Mastervolt is the first to end all 'best guesses'. By introducing the new and smart MasterView System.

10.4 inch full colour touch screen

Cutting-edge proprietary software in combination with a state-of-the-art touch screen panel. All electrical power products and loads on your boat are connected, using our proven CANbus technology, the intelligent one cable MasterBus system. Whether generator, inverter or charger, or electrical loads like pumps, motors, lights, air conditioning. One quick look on the panel informs you fully and gives you all the control you want regarding your power system.

More information?

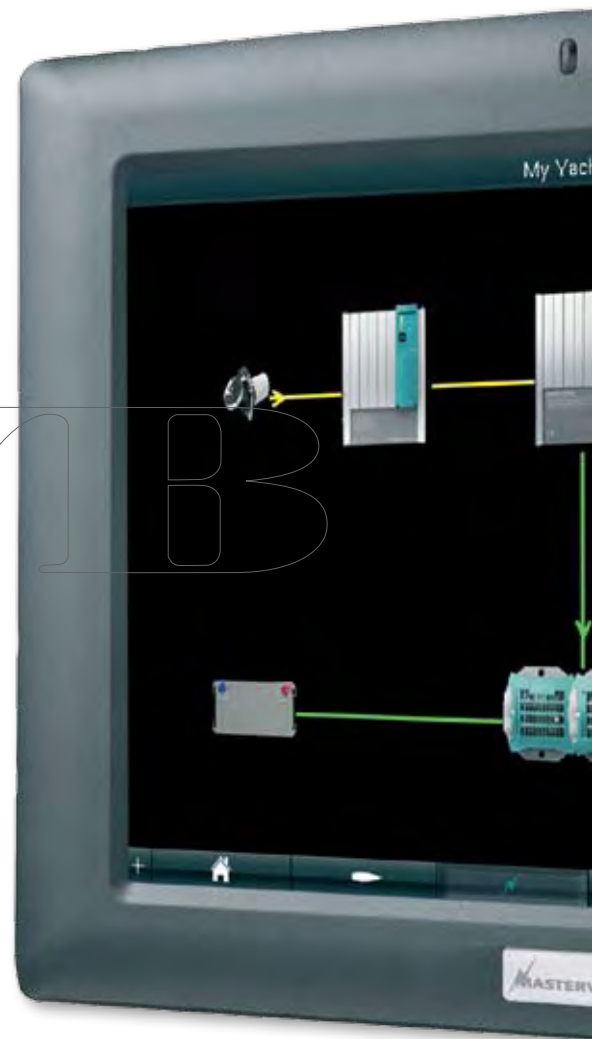
Contact your nearest sales agent or visit

www.mastervolt.com/masterview

Interactive, intuitive, easy-to-read, full colour system

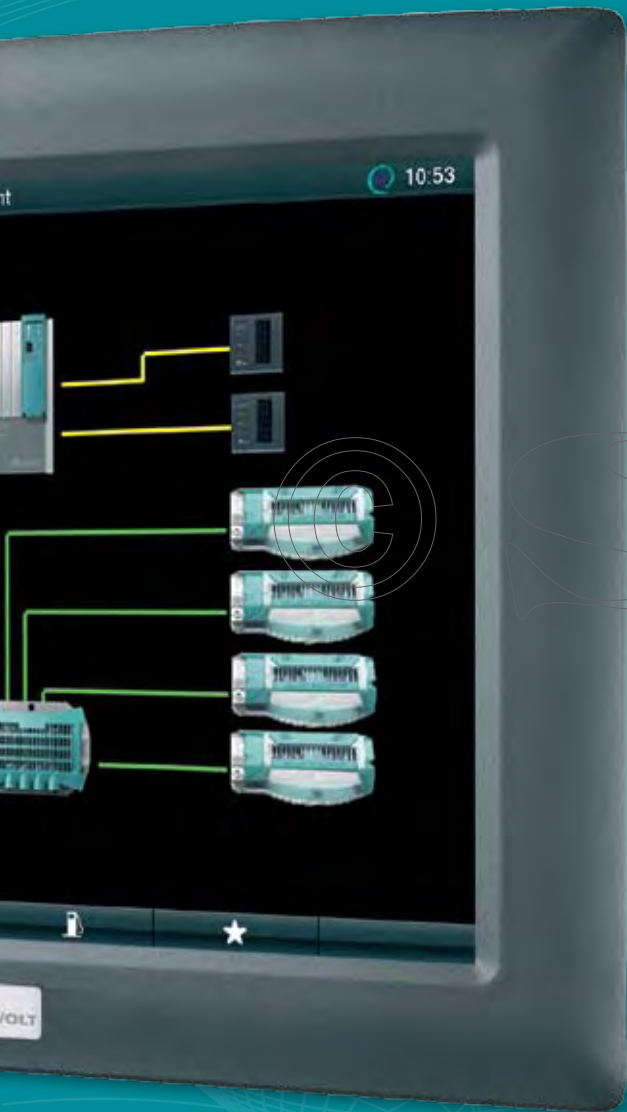


Home screen: With status overview of power sources like shore connections, inverters, generators and batteries. A basic form of control is possible, for example turning on and off your inverter.



Digital Switching screen: Shows layout of your yacht, lights and selected pumps. You manage the loads by clicking the icons. The background image can be uploaded for full customization.

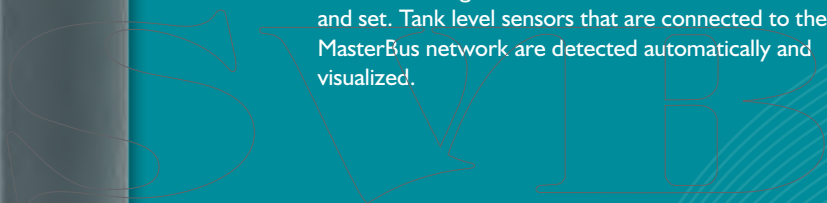




Power Flow screen: Graphical system layout with visualization of voltages and animation of currents. Incorrect line voltages are shown in red, inactive circuits in grey and activated circuits in a designated colour.



Tank Level screen: With all the information of up to 10 tanks. High and low level alarms can be selected and set. Tank level sensors that are connected to the MasterBus network are detected automatically and visualized.



Favourites screen: Can be custom designed to meet your specific needs for information and control. Any information that is available on the MasterBus network can be shown. Multiple pages can show information, for example, one overview page, one or two breaker pages, an engine information page and a NMEA2000 information page.

Technical specifications



MasterView Read-out

Article number	77010050
Display	7 LEDs
Dimensions, hwxw	60x65 mm / 2.4x2x6 inch
MasterBus connection	yes
Power by	MasterBus
Power consumption	144 mW
Protection degree	IP21
Weight	70 gr / 0.15 lbs
Languages	-----



MasterView Easy

Article number	77010300
Display	3.5 inch touch screen
Dimensions, hwxw	110x110 mm / 4.3x4.3 inch
MasterBus connection	yes
Power by	MasterBus
Power consumption	160 mW
Protection degree	IP21
Weight	230 gr / 0.51 lbs
Languages	ENG, NL, DE, SP, IT, FRA, FIN, SWE, DEN, NOR



MasterView System

Article number	77010400
Display	10.4 inch colour touch screen
Dimensions, hwxw	222x276 mm / 8.7x10.8 inch
MasterBus connection	yes
Power by	8-63 V DC
Power consumption	28 W
Protection degree	IP21
Weight	1.4 kg / 3.1 lbs
Languages	ENG, NL, DE, SP, IT, FRA, FIN, SWE, DEN, NOR

Subject to alterations. For even more details: check www.mastervolt.com/masterview