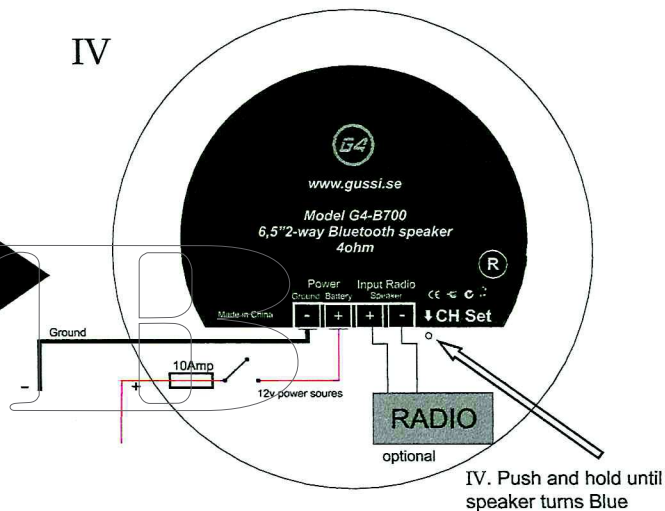
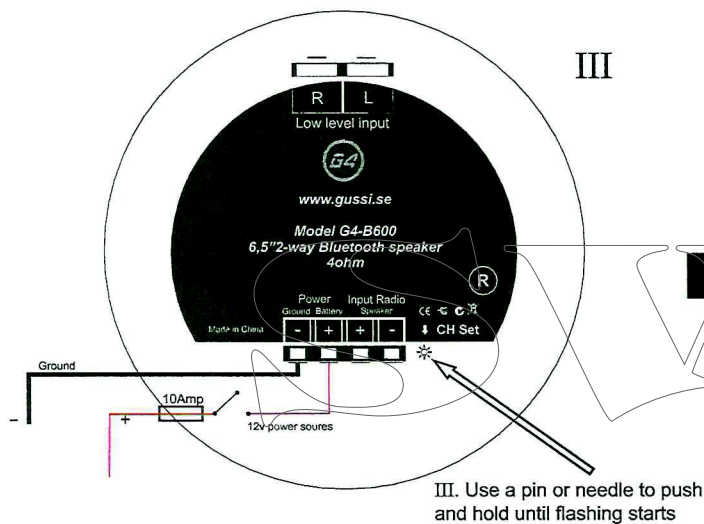



# G4 B700 SLAVE CONNECTION

**B600**

**B700**



## G4-B700 wireless installation with G4-B600

(The B700 speakers work only wirelessly together with the B600)

**Bluetooth connection step I - II G4-B600 before installation of B700**  
(see separate B600 installation)

**III - IV. B700 wireless connection**

Connect the speakers to the powersource via a 12v cable.  
Push and hold the CH button on B600 until it starts to flash, release and push the CH button on the B700, hold till it turns blue and you have a successful connection.

High Level input (optional)

Connect the speakers via the speaker cables (not included) according to the diagram.

Note:

Connection **I** must always be made for the bluetooth feature.

Connection **II** is optional.

