



VHF MARINE TRANSCEIVER

IC-M605 EURO

Premium Class D DSC VHF Radio
with System Flexibility



Advanced VHF Radio that Complements Your Boat in Superior Performance, System Flexibility and User-Friendliness



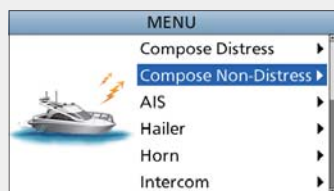
Up to Three COMMAND HEAD/COMMANDMIC™

The IC-M605EURO is our flagship Class D DSC radio. The radio can be remotely controlled with up to three controllers, RC-M600 COMMAND HEAD and/or HM-229B/W COMMANDMIC™, with an intercom function available among the main radio and controllers. Maximum operating flexibility anywhere on your boat.



Wide Viewing Angle 4.3" Colour TFT LCD

A high resolution colour LCD provides an almost 180 degree very wide viewing angle and displays characters and function icons clearly. The night mode display ensures good readability in the dark for further convenience.



Menu screen

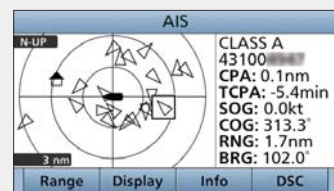


Night mode



Integrated AIS Receiver

With an integrated AIS receiver, the IC-M605EURO can show real-time AIS vessel traffic information on the display. The AIS combo screen enables you to monitor the AIS plotter during basic operation. You can directly call a selected AIS target from the AIS screen using an individual DSC call.



AIS plotter

TARGET LIST (136)			
MMSI/Name	RNG	BRG	
DAIEMARU NO.3	3.3	154	
GYOKO MARU	3.4	147	
MIRAIE	3.4	249	
TOKUYO MARU NO21	3.9	259	
	Display	Info	DSC

Target list



Intuitive User Interface

The combination of the directional keypad and soft keys provides simple operation. The most common functions are assigned to soft keys (at the bottom of the display) for quick push function access. The large ten-key pad enables you to smoothly enter channel numbers, MMSI numbers with ID names and so on.



Class Leading Receiver Performance

A weak signal adjacent to a strong signal can be clearly received by the IC-M605EURO. Its commercial grade receiver performance (selectivity and IMD: more than 75 dB) provides reliable communication at all time.



Active Noise Cancelling Technology

The Active Noise Cancelling technology digitally removes background noise from both transmit and receive audio and provides clear communication in a noisy maritime environment.



Last Call Voice Recording

The last call voice recording function automatically saves up to two minutes of an incoming call. Don't miss any incoming messages.



Private Conversation

With an optional voice scrambler unit, UT-112, the IC-M605EURO provides 32 tone secure conversation. This function is useful when you want to share private information with consort ships.



Provides Clear, Loud Audio

The IC-M605EURO's internal speaker enhances intelligibility of received calls. The waterproof speaker cone provides superior sound quality with a wide frequency range and a flat frequency response for powerful, yet clear audio.



Integrated GNSS Receiver

The GNSS (GPS, GLONASS and SBAS) receiver is integrated in the IC-M605EURO. Position information can be simply received with connection to the supplied GNSS antenna with 5 m cable, UX-241.



30 W Two-Way Hailer and Automatic Foghorn

When connected to the optional SP-37 horn speaker, you can talk with crew on the deck or shore from the radio's microphone and can hear any reply via the horn speaker. Also available the RX hailer function and four patterns of automatic foghorn.



NMEA 2000™, NMEA 0183/-HS Connectivity

Using NMEA 2000™ connectivity, the radio can exchange GNSS, AIS reports, DSC call information data, radio frequency and PGN list data on the network. NMEA 0183/-HS GNSS position data can also be converted to NMEA 2000™ data for other equipment.

And more

- IPX8 advanced waterproof (1 m depth of water for 60 minutes)
- Dual and Tri-watch functions • AquaQuake™ draining function
- Instant-access button for Channel 16 and call channel
- Supplied speaker microphone, HM-205RB can be connected to the rear panel
- Compatible with the Icom's marine navigation system, MarineCommander™
- Supports new four-digit channels effective from January 1, 2017

VHF MARINE TRANSCEIVER

IC-M605EURO



SPECIFICATIONS

GENERAL	
Frequency range	Tx* 156.025–161.425 MHz Rx* 156.025–162.000 MHz CH70 156.525 MHz AIS1, 2 161.975, 162.025 MHz * Each frequency range is differ according to versions.
Usable channels	INT, USA* channels * Available depending on version
Type of emission	16K0G3E (FM), 16K0G2B (DSC)
Power supply requirement	13.8 V DC (10.8–15.6 V DC)
Current drain (at 13.8 V DC)	Tx 25 W output 6.0 A Rx Max. audio 8.0 A
Operating temperature range	–20°C to +60°C
Antenna impedance	50 Ω (SO-239)
Weight (approximately)	1510 g; 3.3 lb
TRANSMITTER	
Output power (at 13.8 V DC)	25 W, 1 W
Max. frequency deviation	±5.0 kHz
Frequency stability	Less than ±0.5 kHz
Spurious emissions	Less than 0.25 μW
Residual modulation	More than 40 dB
Adjacent channel power	More than 70 dB
RECEIVER	
Intermediate frequency	30.15 MHz, 450 kHz (1st/2nd) CH70 21.70 MHz, 450 kHz (1st/2nd)
Sensitivity	CH70 –5 dBμ emf typ. (20 dB SINAD) –3 dBμ emf typ. (1% BER)
Adjacent channel selectivity	CH70 (1% BER) More than 75 dB More than 80 dBμ emf
Spurious response	CH70 (1% BER) More than 75 dB More than 73 dBμ emf
Intermodulation	CH70 (1% BER) More than 75 dB More than 73 dBμ emf
Hum and noise	More than 40 dB
Audio output power (at 10% distortion)	More than 15 W with a 4 Ω external speaker

Measurements made in accordance with EN301 025-2, -3. All stated specifications are subject to change without notice or obligation.

Applicable U.S. Military Specifications

Standard	MIL 810 G	
	Method	Procedure
Low Pressure	500.5	I, II
High Temperature	501.5	I, II
Low Temperature	502.5	I, II
Temperature Shock	503.5	I-C
Solar Radiation	505.5	I
Rain	506.5	I
Humidity	507.5	II
Salt Fog	509.5	-
Dust Blowing	510.5	I
Immersion	512.5	I
Vibration	514.6	I
Shock	516.6	I, IV

Also meets equivalent MIL-STD-810-C, -D, -E and -F.

Applicable IP Rating

Ingress Protection Standard	
Water	IPX8 (1 m depth water for 60 minutes)

Supplied accessories:






- Speaker microphone, HM-205RB
- GNSS antenna, UX-241
- Microphone hanger
- DC power cable
- Mounting bracket kit

OPTIONS

Some options may not be available in some countries. Please ask your dealer for details.

COMMANDMIC™  HM-229B (Black)* HM-229W (White)*	Supplied accessories  <ul style="list-style-type: none"> • OPC-1540. 6.1 m (20 ft) cable • Microphone hanger • Mounting base for connector * Optional OPC-2384 is required.	CONVERSION CABLE  OPC-2384 12-pin to 8-pin. Required for COMMANDMIC.	EXTENSION CABLE  OPC-1541 6.1 m (20 ft). Up to two cables available.
---	---	--	--

COMMAND HEAD  RC-M600 IPX8 advanced waterproof (1 m depth of water for 60 min.).	Supplied accessories  <ul style="list-style-type: none"> • OPC-2383, 10 m (32.8 ft) cable • Speaker microphone, HM-205RB • DC power cable • MIC hanger • Mobile bracket kit 	EXTENSION CABLE  OPC-2377 10 m (32.8 ft). Up to four cables available.
--	--	--

HORN SPEAKER  SP-37	VOICE SCRAMBLER UNIT  UT-112	FLUSH MOUNT KIT  MB-75	SPEAKER-MICROPHONE  HM-205RB Same as supplied.	GNSS ANTENNA  UX-241 Same as supplied.
--	---	---	--	--

CLASS B AIS TRANSPONDER

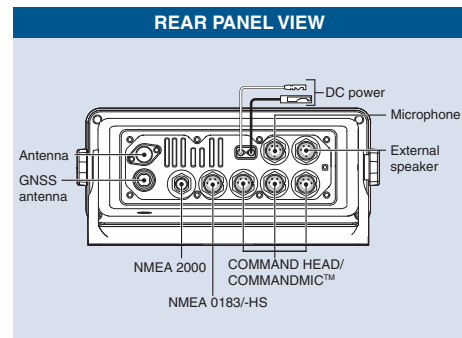
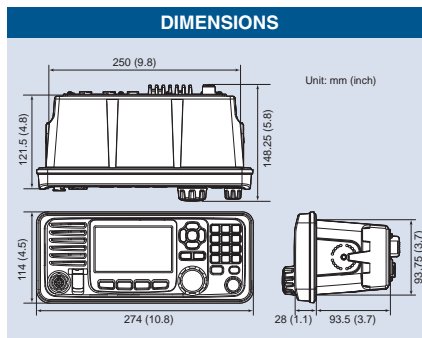


MA-500TR
 For transmitting own vessel AIS information.

CABLES for COMMAND HEAD/COMMANDMIC™

	For connection	For extension
RC-M600	OPC-2383	OPC-2377* (up to four cables available)
HM-229B/W	OPC-2384*, OPC-1540	OPC-1541* (up to two cables available)

* Options.



Icom, Icom Inc. and the Icom logo are registered trademarks of Icom Incorporated (Japan) in Japan, the United States, the United Kingdom, Germany, France, Spain, Russia, Australia, New Zealand and/or other countries. COMMANDMIC, AquaQuake and MarineCommander are trademarks of Icom Inc. (Japan) in the United States. NMEA 2000 is a trademark of the National Maritime Electronics Association, Inc. All other trademarks are the properties of their respective holders.

Icom Inc. 1-1-32, Kami-minami, Hirano-Ku, Osaka 547-0003, Japan Phone: +81 (06) 6793 5302 Fax: +81 (06) 6793 0013 www.icom.co.jp/world **Count on us!**

Icom America Inc.
 12421 Willows Road NE,
 Kirkland, WA 98034, U.S.A.
 Phone: +1 (425) 454-8155
 Fax: +1 (425) 454-1509
 E-mail: sales@icomamerica.com
 URL: <http://www.icomamerica.com>

Icom (Europe) GmbH
 Communication Equipment
 Auf der Krautweide 24
 65812 Bad Soden am Taunus, Germany
 Phone: +49 (6196) 76685-0
 Fax: +49 (6196) 76685-50
 E-mail: info@icomeurope.com
 URL: <http://www.icomeurope.com>

Icom France s.a.s.
 Zac de la Plaine,
 1 Rue Brindejonc des Moulinais, BP 45804,
 31505 Toulouse Cedex 5, France
 Phone: +33 (5) 61 36 03 03
 Fax: +33 (5) 61 36 03 00
 E-mail: icom@icom-france.com
 URL: <http://www.icom-france.com>

Asia Icom Inc.
 6F No. 68, Sec. 1 Cheng-Teh Road,
 Taipei, Taiwan, R.O.C.
 Phone: +886 (02) 2559 1899
 Fax: +886 (02) 2559 1874
 E-mail: sales@asia-icom.com
 URL: <http://www.asia-icom.com>

Your local distributor/dealer:

Icom Canada
 Glenwood Centre #150-6165
 Highway 17A, Delta, B.C.,
 V4K 5B8, Canada
 Phone: +1 (604) 952-4266
 Fax: +1 (604) 952-0090
 E-mail: info@icomcanada.com
 URL: <http://www.icomcanada.com>

Icom Spain S.L.
 Ctra. Rubi, No. 88 "Edificio Can Castanyer"
 Bajos A 08174, Sant Cugat del Valles,
 Barcelona, Spain
 Phone: +34 (93) 590 26 70
 Fax: +34 (93) 589 04 46
 E-mail: icom@icomspain.com
 URL: <http://www.icomspain.com>

Icom (Australia) Pty. Ltd.
 Unit 1 / 103 Garden Road,
 Clayton, VIC 3168 Australia
 Phone: +61 (03) 9549 7500
 Fax: +61 (03) 9549 7505
 E-mail: sales@icom.net.au
 URL: <http://www.icom.net.au>

Icom Brazil
 Rua Iitororó, 444 Padre Eustáquio
 Belo Horizonte MG,
 CEP: 30720-450, Brazil
 Phone: +55 (31) 3582 8847
 Fax: +55 (31) 3582 8987
 E-mail: sales@icombrasil.com

Icom (UK) Ltd.
 Blacksole House, Altira Park,
 Herne Bay, Kent, CT6 6GZ, U.K.
 Phone: +44 (0) 1227 741741
 Fax: +44 (0) 1227 741742
 E-mail: info@icomuk.co.uk
 URL: <http://www.icomuk.co.uk>

Icom New Zealand
 39C Rennie Drive, Airport Oaks,
 Auckland, New Zealand
 Phone: +64 (09) 274 4062
 Fax: +64 (09) 274 4708
 E-mail: inquiries@icom.co.nz
 URL: <http://www.icom.co.nz>