



Manual pump




Multinational Patents In U.S.A., JAPAN, GERMANY, UK, AUSTRALIA, TAIWAN & CHINA.



APPLICATION

Our Oil/Fluid Extractor is designed for extracting all types of engine, transmission and lubricating oils from cars, motorcycles, marine engines, stationary engines, trucks, RV's, lawn mowers, agricultural vehicles and industrial machinery. Also for siphoning all kinds of non corrosive liquids, such as water from the aquarium, etc.



OPERATING INSTRUCTIONS



1. Remove the oil dipstick.



2. Select and insert the appropriate diameter extracting tube into the dipstick hole till it reaches the bottom of the oil pan, connect the main suction tube to the unit and to the extracting tube.



3. Raise the unit handle to it's highest limit and fully pump the handle up and down several times and the unit will automatically extract the oil. Continuous pumping is not required.



4. After all the oil has been extracted, remove the main suction tube from the unit, slowly pour the used oil into a suitable container and dispose of in an appropriate manner.

IMPORTANT



⊙ Pump the handle several times to start the vacuum. Oil will flow automatically.



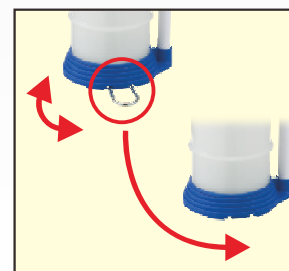
⊙ Connect the main suction tube to oil inlet.



⊙ Operating, the valve will be opened automatically in order to relieve the container pressure while extracting to large capacity and liquids will position automatically.




⊙ Tubing set holder.



⊙ Footstep

Illustrations



Ø 9.8mm / Ø 6.7mm / Ø 5.8mm OD

! WARNING:

1. Do not storage the oil for long term.
2. The used oil must be poured into a suitable container and disposed of in an appropriate manner.
3. When using the unit to extract engine oil, ensure the vehicle is on level ground, and pre-run the engine for approximately 2~3 minutes to warm the oil.
4. If the unit was used to extract salt water, e.g. Bilge water, wash the unit with fresh and clean water thoroughly.
5. Do not store the unit or suction tubes near flames, under high temperatures, directly exposure to the sunlight, rain or snow.
6. Drop, throw, dismantle or any improper usage are not allowed.