

The purpose of this guide is to provide the basic operation for this equipment. For more detailed information, see the Operator's Manual.

All brand and product names are trademarks, registered trademarks or service marks of their respective holders.

Controls

POINTS/GO TO key
Short push: Enter point at cursor position.
Long push: Go to selected point.

HOME/CTRL key
Short push: Select display.
Long push: Switch active display.

ESC/MENU key
Short push: Escape current operation.
Long push: Show menu.

CursorPad
Arrows: Move cursor.
ENT key: Display pop-up menu.

EVENT/MOB key
Short push: Enter point at current position.
Long push: Enter MOB mark.

POWER/BRILL key
Short push: Power on; adjust brilliance.
Long push: Power off.

RotoKey™
Rotate: Zoom in/out chart; select menu item.
Short push: Display base RotoKey menu.
Long push: Display full RotoKey menu.

Operations

How to zoom in or out the chart scale

(2D mode only)

Zoom in



Zoom out



How to pan the charts




How to enter a point



- Cursor position
- Current position
- MOB position (Long push)

How to go to a point

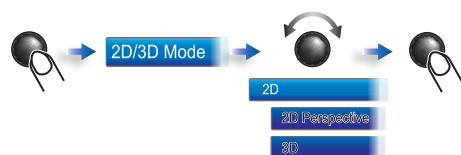
Quick point



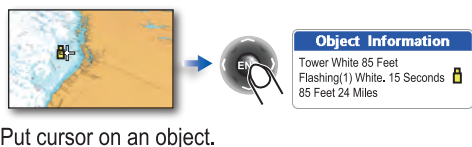
Saved point



How to select 2D/3D mode



How to find object information



Put cursor on an object.